

Guyana

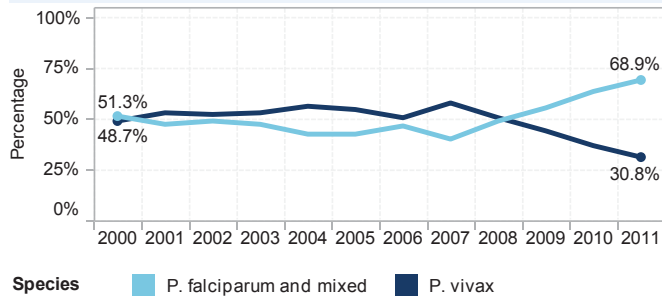
Guyana had reduced the number of malaria cases by 51% by 2007 compared to the year 2000, however thereafter an increase has been seen. In 2011, the country reported 22% cases more than that in 2000. Mortality due to malaria shows a similar trend, although only 3 deaths have been reported in 2011 due to malaria. Increase in cases from 2009 along with increase in slide positivity rate and proportion of cases due to *Plasmodium falciparum* and mixed infections points towards the need of increase in access to diagnosis and early treatment.

Malaria is largely localised to the western and interior areas of the country, especially areas with gold-mining activities. *Anopheles darlingi* is the principal vector while *A. aquasalis* is prevalent in the coastal area. The country uses Artemether and Lumefantrine combination with primaquine as its first line of treatment for *P. falciparum* and chloroquine and primaquine for *P. vivax* infections.

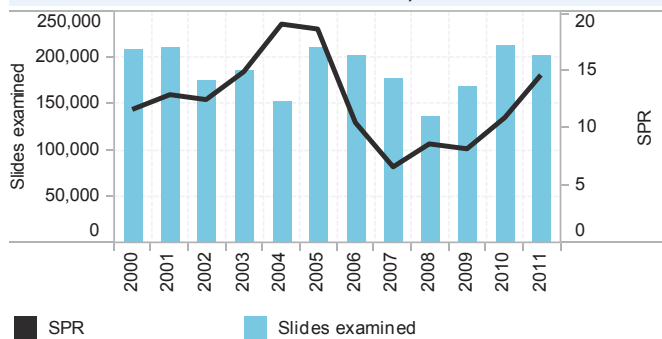
The proportion of cases in the economically productive age group of 15-49 years has been increasing from 77% in 2009 to 82% in 2011 and males within this age group accounted for 67% of all cases in 2011. An average of 2000 long lasting insecticide treated bednets (LLINs) have been distributed in the past 5 years. This doesn't include the LLINs distributed by the Global Fund project.

Malaria control in the country is supported by a Global Fund grant and the AMI-RAVREDA project, however data for Global Fund funding is not available. Government budget for malaria control fell significantly in the year 2011.

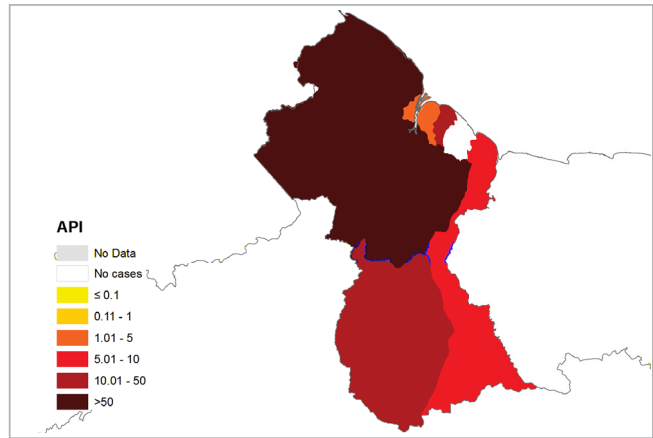
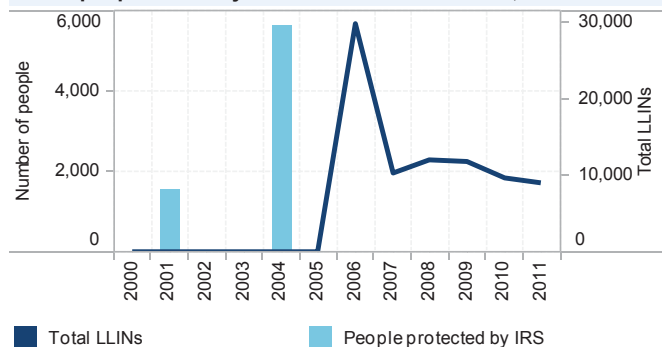
Percentage of malaria cases by species type, 2000 - 2011



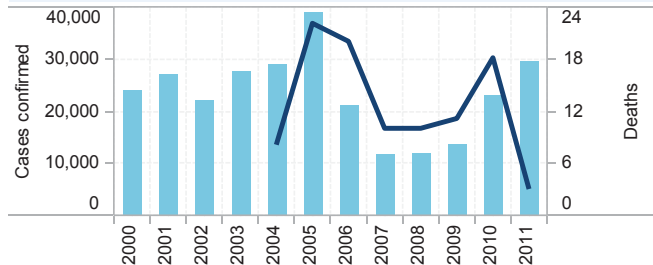
Slides examined and SPR, 2000 - 2011



People protected by IRS and LLINs distributed, 2000 - 2011



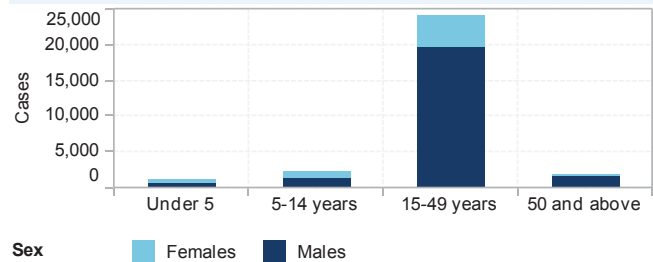
Mortality and morbidity due to malaria, 2000 - 2011



* No data available for deaths for 2000-2003

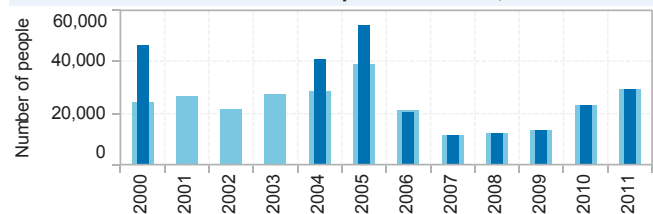
Confirmed Cases Deaths

Malaria cases by sex and age, 2011



Sex Females Males

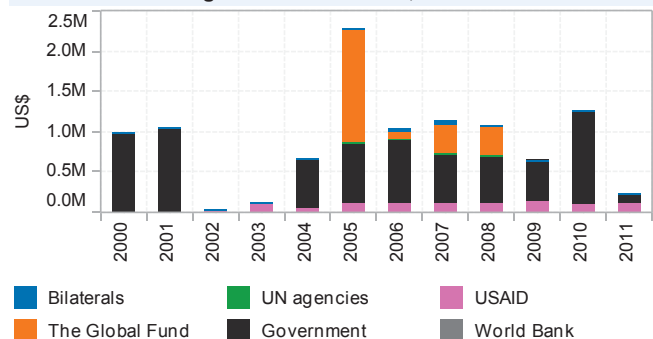
Confirmed malaria cases and patients treated, 2000 - 2011



* No data available for 2001-2003

First line treatments Confirmed Cases

Funding for malaria control, 2000 - 2011



Bilaterals UN agencies USAID The Global Fund Government World Bank