

Guatemala

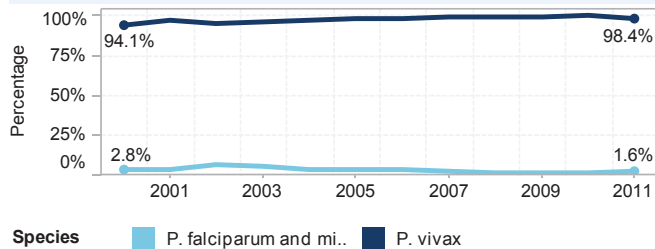
Guatemala has reduced the malaria incidence by over 87% in the past decade compared to the year 2000, achieving its MDG 6 goal for the year 2015. No deaths due to malaria have been reported in the country since 2008. The number of case in the past four years has almost remain constant, however this is because of increasing surveillance in some areas while a decline is noted in previously highly endemic northern states of the country. Presently, malaria is focalised to the south-western state of Escuintla, which reported 41% of all cases and 100% of all cases due to *Plasmodium falciparum* and mixed infections in 2011. The districts of La Gomera in Escuintla, and Gualan in Zacapa each reported over a thousand cases each in 2011. *Anopheles albimanus* and *A. darlingi* are the main vectors.

The country uses chloroquine and primaquine as its first line of treatment for both *P. falciparum* and *P. vivax* infections, following a regimen of 14 days for *P. vivax*. Occasional imported cases of *P. ovale* and chloroquine resistant *P. falciparum* from African countries have been noted in military personnel returning from UN peacekeeping missions.

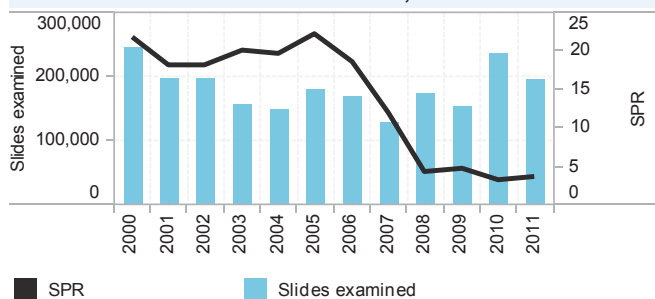
The proportion of cases in children less than 15 years of age has increased from 33% in 2008 to 42% in 2011, and 53% of cases in the same year were reported in males. A high coverage by use of insecticide treated bednets (ITNs) has been maintained in previous years.

Malaria control in the country is supported by a Global Fund grant but the country was in transition phase for better part of the year 2011. Ministry of health has an integrated vector disease control program, making it difficult to delineate fund specifically for malaria control.

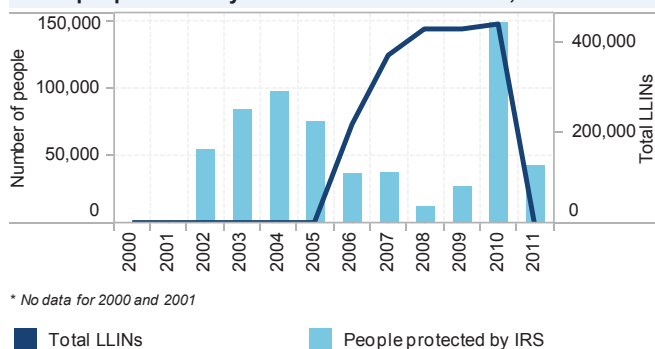
Percentage of malaria cases by species type, 2000 - 2011



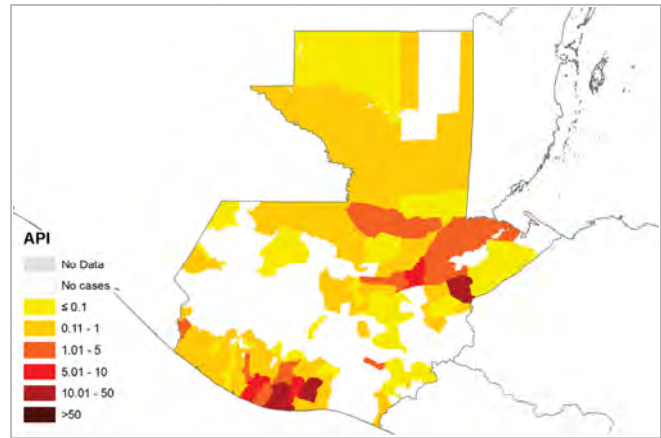
Slides examined and SPR, 2000 - 2011



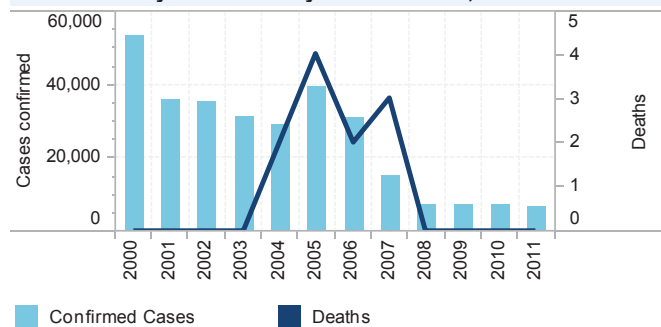
People protected by IRS and LLINs distributed, 2000 - 2011



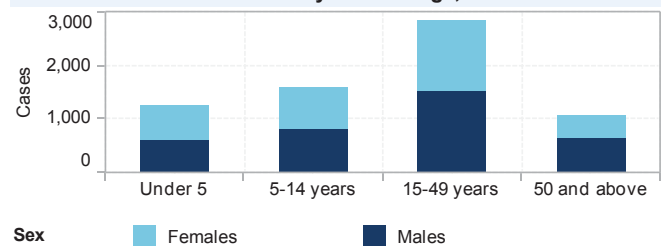
* No data for 2000 and 2001



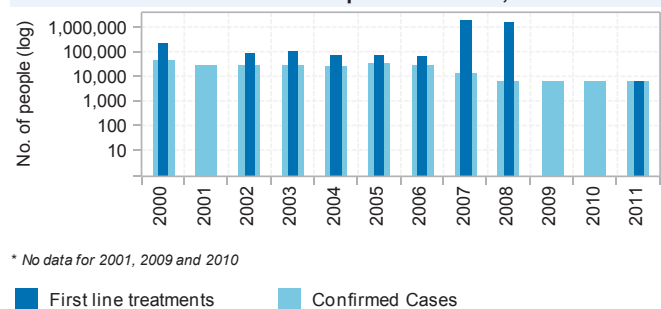
Mortality and morbidity due to malaria, 2000 - 2011



Malaria cases by sex and age, 2011

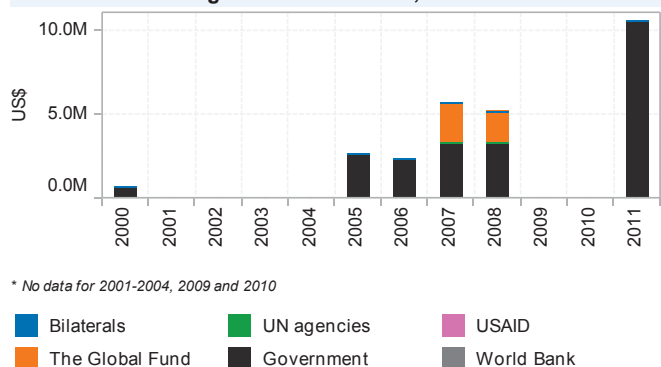


Confirmed malaria cases and patients treated, 2000 - 2011



* No data for 2001, 2009 and 2010

Funding for malaria control, 2000 - 2011



* No data for 2001-2004, 2009 and 2010