

## Ecuador

Ecuador has shown a dramatic decrease in malaria incidence achieving 99% reduction compared to the year 2000, surpassing its Millennium Development Goal (MDG). The country is presently in pre-elimination phase. Proportion of cases due to *Plasmodium falciparum* and mixed infections has followed a similar trend from almost 47% of all cases to 14% in 2011. One death due to malaria was reported in 2011.

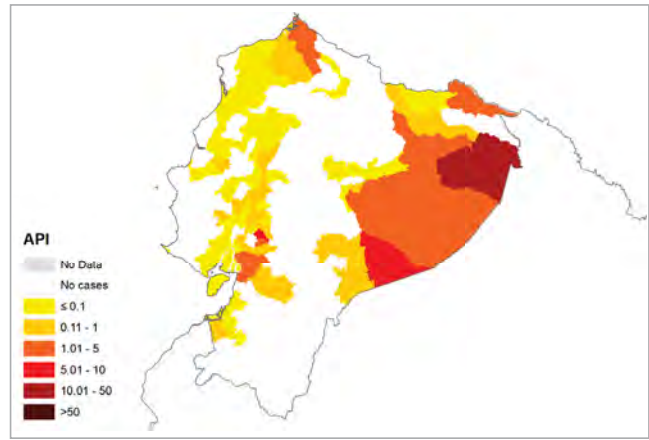
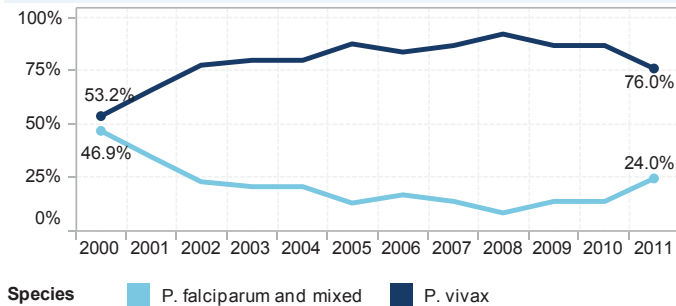
Guayas, Esmeraldas and Canar, all on the western side of the country, reported 90% of all cases due to *P. falciparum* and mixed infections in the country in 2011. *Anopheles albimanus* is the principal vector along the pacific coast while *A. darlingi* abounds in the Amazon region.

Artemether and Lumefantrine is used for treatment of *P. falciparum*, and chloroquine and primaquine for *P. vivax*, a 14 day treatment regimen being followed for the former. Almost 68% of all cases were diagnosed and treated within the first 72 hours of appearance of symptoms, still short from the 80% considered to be ideal.

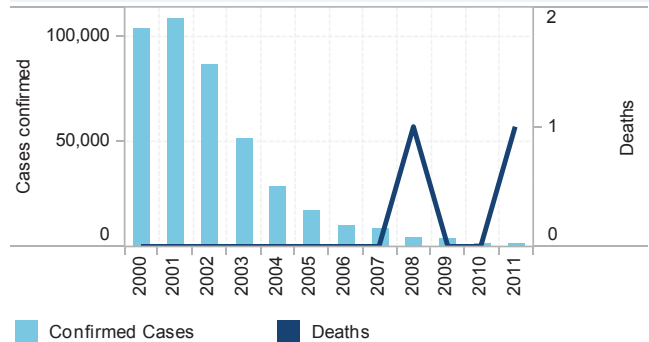
Coverage by indoor residual spraying (IRS) and insecticide treated bednets (ITNs) has been decreasing in recent years on account of decreasing malaria incidence, after having reached a peak in 2009. The proportion of cases in children less than 15 years has increased steadily from 23% in 2002 to 39% in 2011.

Funding by the government increased steadily till 2007 after which a steep fall was seen. A Global Fund project and funding from AMI-RAVREDA project aid malaria control.

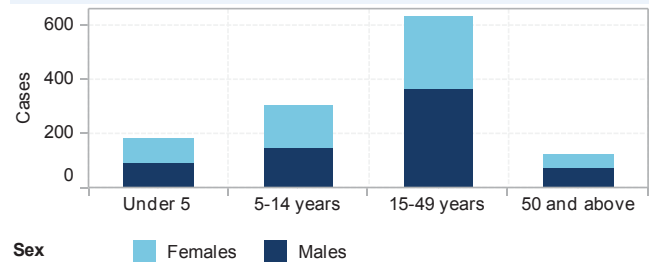
Percentage of malaria cases by species type, 2000 - 2011



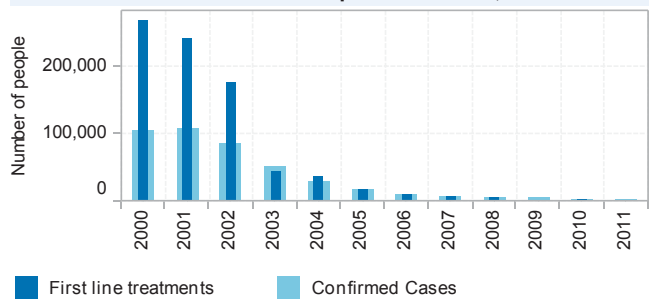
Mortality and morbidity due to malaria, 2000 - 2011



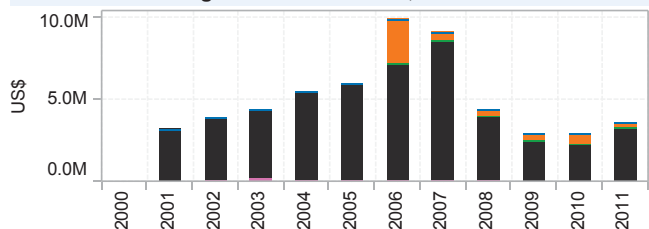
Malaria cases by sex and age, 2011



Confirmed malaria cases and patients treated, 2000 - 2011



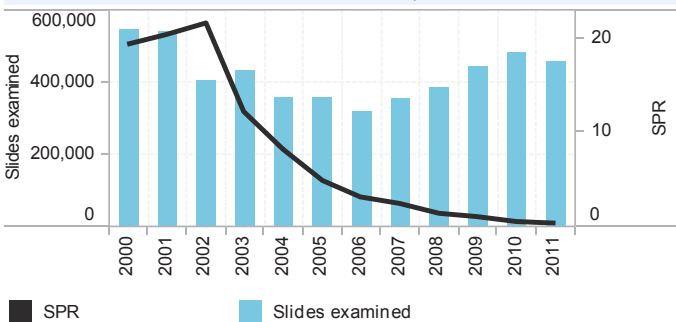
Funding for malaria control, 2000 - 2011



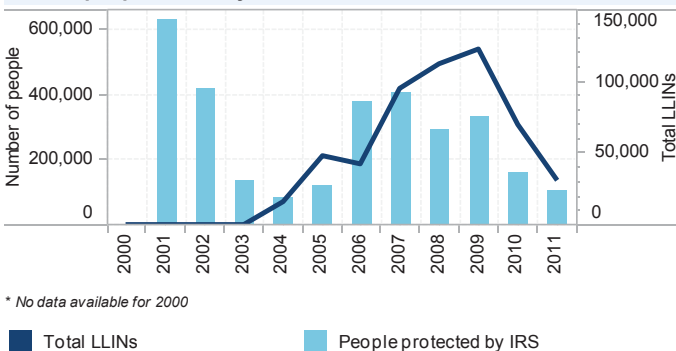
\* No data available for 2000

- Bilaterals
- UN agencies
- USAID
- The Global Fund
- Government
- World Bank

Slides examined and SPR, 2000 - 2011



People protected by IRS and LLINs distributed, 2000 - 2011



\* No data available for 2000